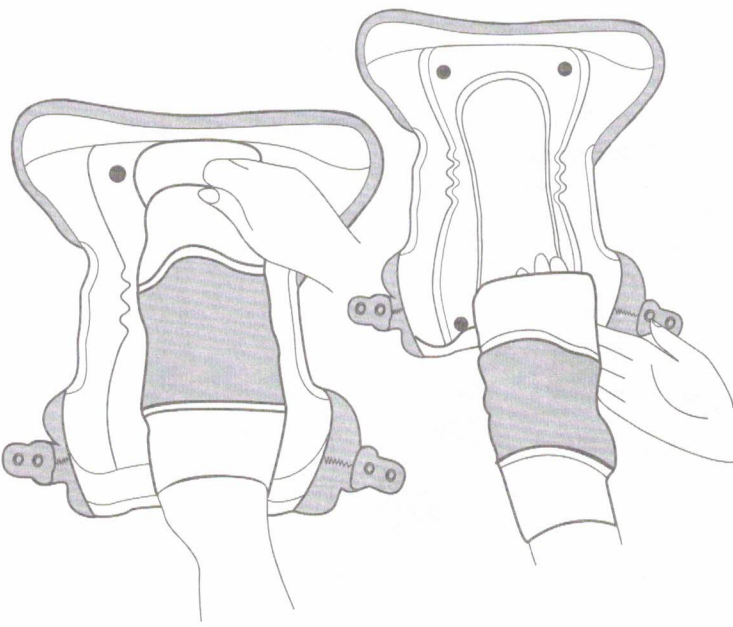
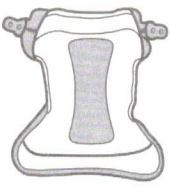


EXTRA
Night time booster
[available separately]



Washing Instructions

- Never use biological detergents, fabric softeners or dryer sheets.
- Never use bleaching agents, enzymes or brighteners.
- Never use bicarbonate of soda or products containing vinegar or high quantities of citric acid.
- Never tumble your outershell (1) or leave it over direct heat.
- You can occasionally finish the soaker (2) and booster (3) in the tumble dryer on a low heat, always remember to separate them from the outershell.




For more information on how to wash and care for your Pop-in's, visit www.closeparent.com
 Per maggiori informazioni su come lavare i vostri Pop-in, visitate www.closeparent.com
 Por o más información en como Pop-in visita www.closeparent.com
 Pour plus d'information sur comment Pop-in, rendez-vous sur www.closeparent.com
 Für weitere Informationen über das Pflegen der Windeln besuchen Sie: www.closeparent.com
 Pro více informací o prádění a údržbě plen Pop-in navštivte naši webovou stránku www.closeparent.com

Close Parent Ltd, Units 2-3,
Alders Court, Watchmead,
Welwyn Garden City, AL7 1LT

www.facebook.com/close

hello@closeparent.com

Get in touch with us...

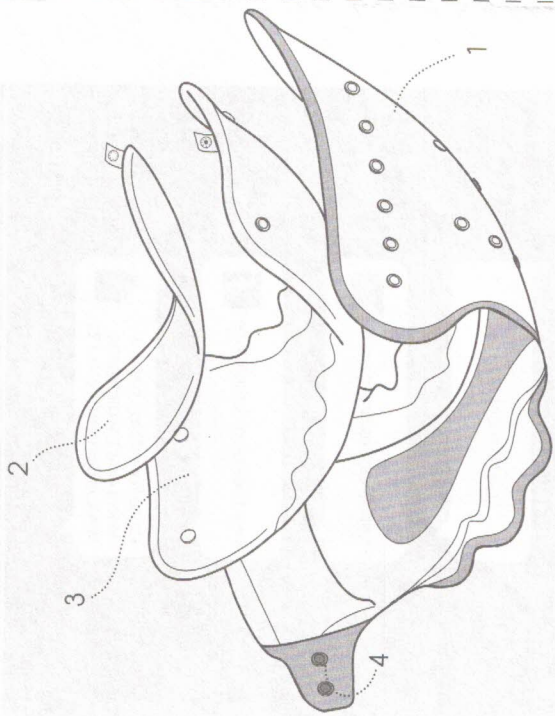


popper
reusable nappy

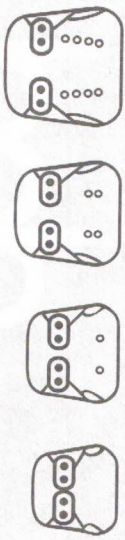
Popper Nappy
Instructions

Why dispose when you can Pop-in?

Parts of my Pop-in...



Pop-in stages...



from birth to potty

stage 1	3.18kg - 5.45kg	(7-12 lbs)
stage 2	5.45kg - 7.73kg	(12-17 lbs)
stage 3	7.73kg - 11.36kg	(17-25 lbs)
stage 4	11.36kg - 16kg+	(25-35 lbs+)

DAY-TIME

